



POLFENDO[®]

PRODUCT CATALOGUE

ROLLER DOORS
ROLL-UP GRILLES
GARAGE ROLLING GATES

POLFENDO EVO

for home and for industry



Quality appreciated in Europe



EVO ROLLER DOORS

EVOLUTION OF TECHNOLOGY FOR THE CLIMATE

Instead of predicting the future – start shaping it. Choose our door, a product of reliable technology, for the sake of your peace of mind and for the sake of the planet.

OUR MISSION



Modern technologies mean trouble-free operation.



Security is a core value of our doors.



Zero Waste technology – we use energy from renewable sources for production.



Green evolution – you take care of the environment by choosing EVO.



WE MANUFACTURE ROLLING GATES AND GRILLES



GUARD 77 EVO GATE

20 colors

max overall dimension
450 cm x 360 cm

PAGE 5



INTENSE 77 EVO GATE

20 colors

max overall dimension
640 cm x 600 cm

PAGE 6



FACTORY 77 GATE

Colour scheme RAL

max overall dimension
710 cm x 600 cm

PAGE 7



GARAGE ROLLING GATE MINI 52

11 colors

max overall dimension
320 cm x 380 cm

PAGE 8



GARAGE ROLLING GATE MINI 55 EVO

11 colors

max overall dimension
400 cm x 380 cm

PAGE 8



GARAGE ROLLING GATE MINI 77 EVO

6 colors

max overall dimension
350 cm x 285 cm

PAGE 9



MINILOOK 56 GRILLE

Colour scheme RAL

max overall dimension
400 cm x 400 cm

PAGE 11



EASYLOOK 84 GRILLE

Colour scheme RAL

max overall dimension
710 cm x 600 cm

PAGE 12



ACCESSORIES AND ADDITIONS

PAGE 13





POLFEN  O[®]



ROLLER DOORS
ROLL UP GRILLES
EVO ROLLER DOORS



GUARD 77 EVO

ROLLER GARAGE DOOR



TÜV[®]
Verified product
No: 0000089165
certyfikacja.tuv-nord.pl



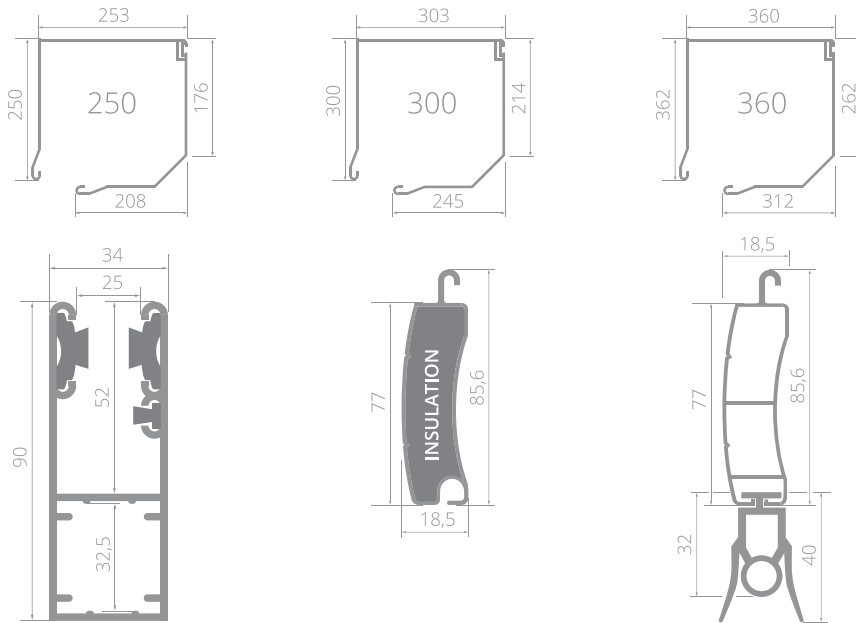
PARAMETERS

Maximum width	450 cm
Maximum height	
Aluminium box 25 cm	200 cm
Aluminium box 30 cm	300 cm
Aluminium box 36 cm	360 cm
Maximum surface area	16,2 m ²
Aluminium box	30 / 36 cm
Aluminium / steel sides	30 / 36 cm
Aluminium overhead	9 cm
Insulated aluminium / steel profile for RAL colours	77
EasyLook profile	EasyLook 77
Ventilation profile	WENT 77
Profile height	7,7 cm
Profile thickness	1,8 cm
Curtain weight	5,5 kg/m ²
Drives (available from 100 cm total width) *	POLFEN somfy

* gate with width below 100 cm is sold as a gate component

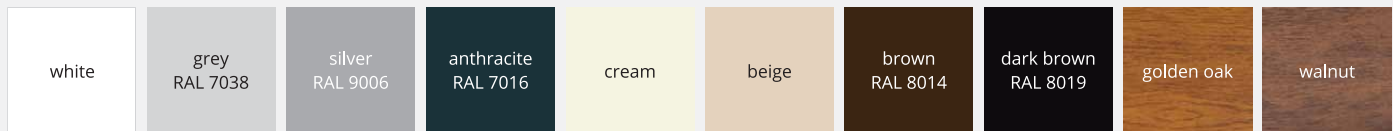


DIMENSIONS

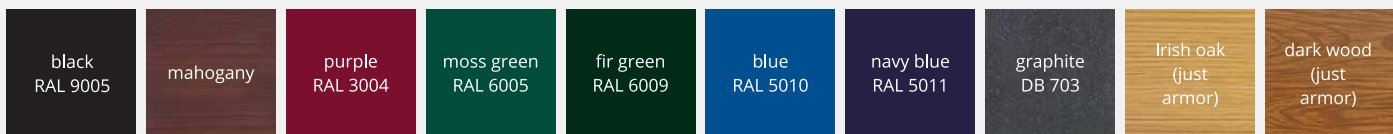


COLOUR SCHEME

STANDARD COLOURS



ADDITIONAL COLOURS, SURCHARGE 20%



If you choose RAL-coloured painting, you will get a gate with a steel insulated profile 77



Painting of elements: box 10%, bottom strip 5%, guides 5%
Attention: The presented colours are for reference only and may slightly differ from the actual colours.



INTENSE 77 EVO

ROLLING WORKSHOP AND INDUSTRIAL GATE



PARAMETERS

Maximum width

Aluminium overhead track 9 cm	450 cm
Aluminium overhead track 9 cm + storm hooks	640 cm

Maximum height

Aluminium box 30 cm	300 cm
Aluminium box 30 cm at width doors over 450 cm	260 cm
Aluminium box 36 cm	410 cm
Aluminium box 40 cm	510 cm
Steel wall brackets 58 cm	600 cm

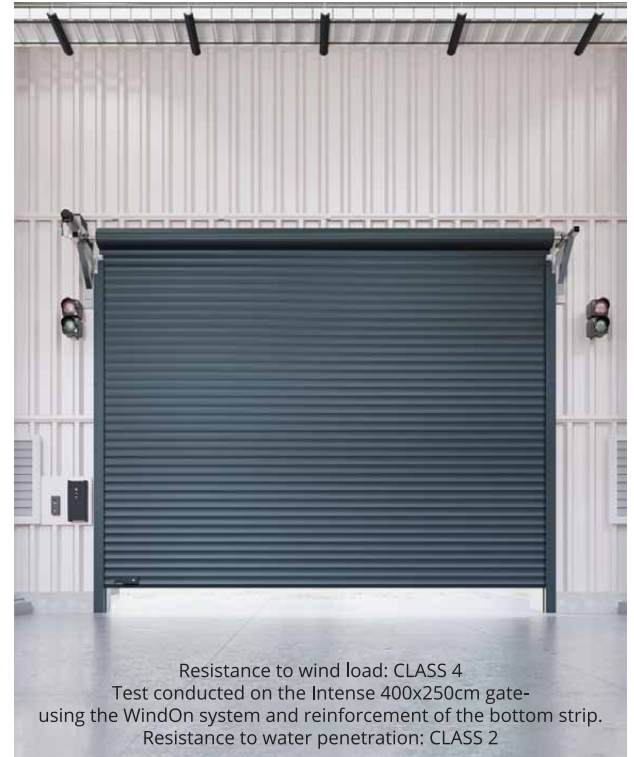
Maximum surface area

Aluminium sides	30 cm
Steel sides with wall brackets	36 / 40 cm
Wall brackets	58 cm

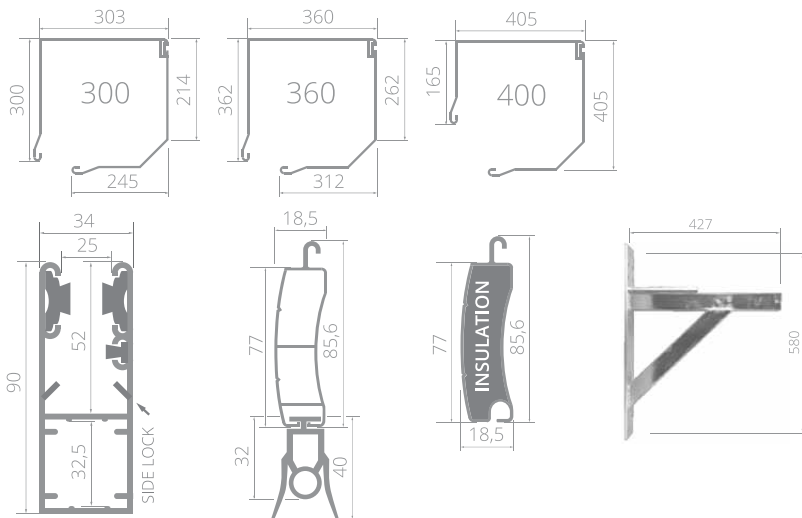
Insulated aluminium profile up to 640 cm, steel profile

up to 350 cm	77
EasyLook profile	EasyLook 77
Ventilation profile	WENT 77
Profile height	7,7 cm
Profile thickness	1,8 cm
Curtain weight	5,5 kg/m ²
Drives (available from 100 cm total width)*	POLFENIO® somfy GYA

* ate with width below 100 cm is sold as a gate component



DIMENSIONS

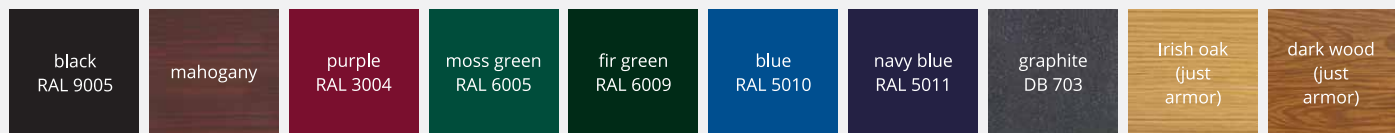


COLOUR SCHEME

STANDARD COLOURS



ADDITIONAL COLOURS, SURCHARGE 20%



Steel profile, any RAL colour, max 350 cm length. Any RAL colour.



Painting of elements: armouring 20%, box 10%, bottom strip 5%, guides 5%.

Attention: The presented colours are for reference only and may slightly differ from the actual colours.

Gates with the width of 640 cm and above do not come in woodgrain colours, but only in RAL colours, without surcharges.



PARAMETERS

Maximum width

Aluminium overhead track 9 cm	710 cm*
+ wall brackets	600 cm
+ box	600 cm

Maximum height


Aluminium box 30 cm	300 cm
Aluminium box 30 cm at width doors over 450 cm	260 cm
Aluminium box 36 cm	410 cm
Aluminium box 40 cm	510 cm
Travelling steel wall brackets	600 cm

Maximum surface area

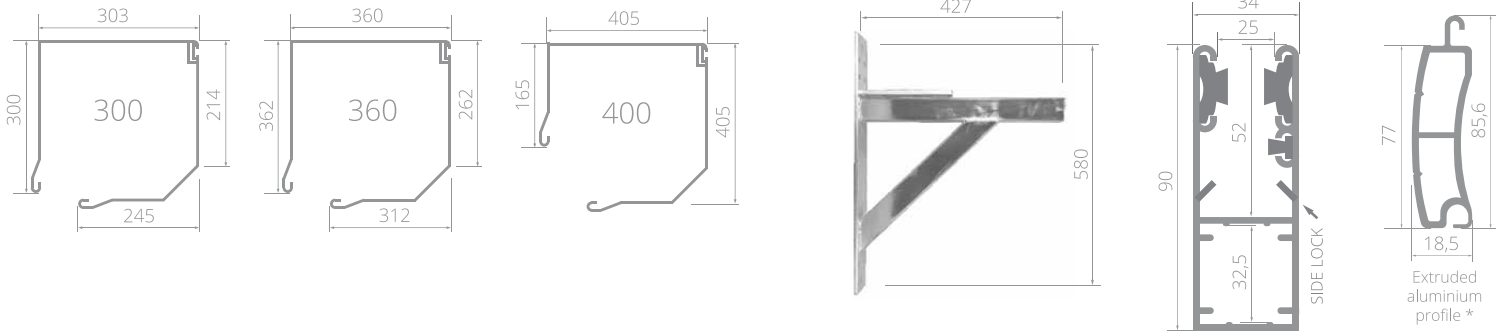
Aluminium sides	40 m ²
Steel sides	30 cm
Travelling wall brackets	36 / 40 cm
Extruded aluminium profile	58 cm
EasyLook profile	77
Ventilation profile	EasyLook 77
Profile height	WENT 77
Profile thickness	7,7 cm
Curtain weight	1,8 cm
Drives (available from 100 cm total width)*	9 kg/m ²

POLFEN **somfy** **GfA**

* gate with width below 100 cm is sold as a gate component



DIMENSIONS



GfA OPENERS

GfA ELEKTROMATEN openers

SI 8.20,	80NM,	20 rpm	400V
SI 14.20,	140NM,	20 rpm,	400V
SI 17.15,	170NM,	15 rpm,	400V
SI 25.15,	250NM,	15 rpm,	400V
SI 40.15,	400NM,	15 rpm,	400V
SI 55.15,	550NM,	15 rpm,	400V

GfA control

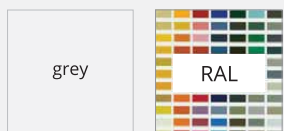
Door controller TS 970

Door controller TS 971 with integrated radio receiver



Each roller door is fitted with an electric motor * and an inertia brake
* not included in base price

COLOUR SCHEME



* shaft and opener housing can be made for an extra charge

Attention: The presented colours are for reference only and may slightly differ from the actual colours.



MINI 52, MINI 55 EVO

GARAGE ROLLING GATES



PARAMETERS MINI 52

Maximum width	320 cm
Minimum width	100 cm
Maximum height	
Aluminium box 20,5 cm	250 cm
Aluminium box 25,4 cm	380 cm
Maximum surface area	9 m ²
Aluminium overhead	6,6 cm
Insulated aluminium profile	52
Profile height	5,2 cm
Profile thickness	1,3 cm
Curtain weight	3,1 kg/m ²
Manual drive (available from 100 cm total width) *	Lock + spring
Electric drives (available from 100 cm total width) *	POLFEN somfy

* with width below 100 cm is sold as a gate component



PARAMETERS MINI 55 EVO

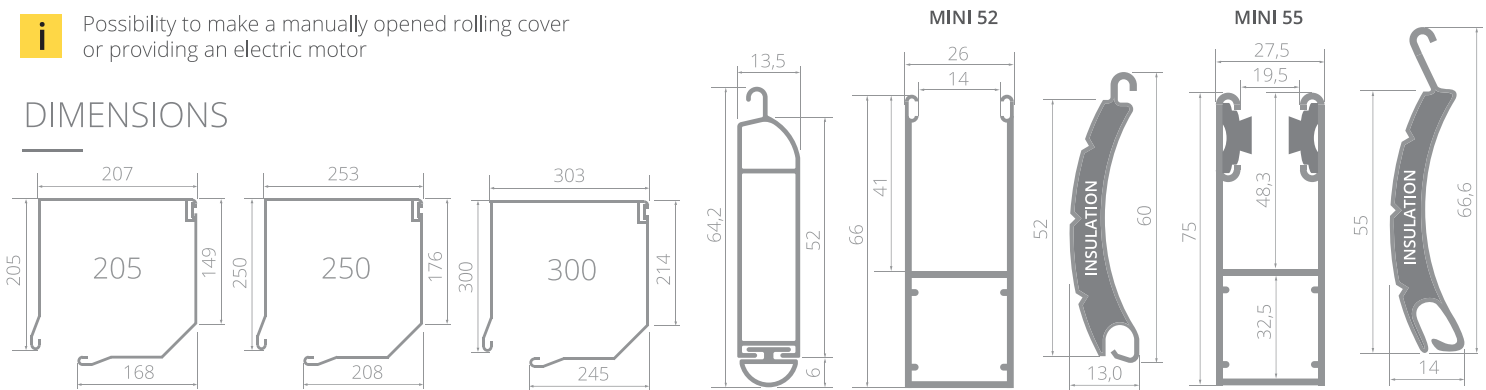
Maximum width	400 cm
Minimum width	100 cm
Maximum height	
Aluminium box 25,4 cm	300 cm
Aluminium box 30 cm	380 cm
Maximum surface area	12 m ²
Aluminium overhead	7,5 cm
Insulated aluminium profile	55
Profile height	5,5 cm
Profile thickness	1,4 cm
Curtain weight	3,5 kg/m ²
Manual drive (max width 300 cm, min width 100 cm) *	Lock + spring
Electric drives (available from 100 cm total width) *	POLFEN somfy

* with width below 100 cm is sold as a gate component



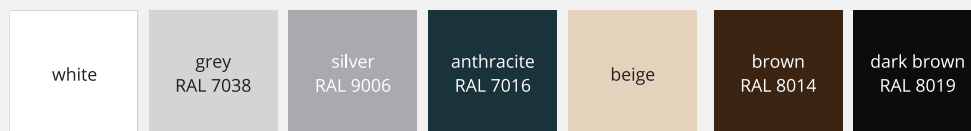
i Possibility to make a manually opened rolling cover or providing an electric motor

DIMENSIONS

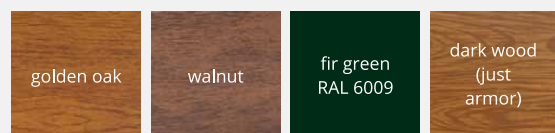


COLOUR SCHEME

STANDARD COLOURS



ADDITIONAL COLOURS, SURCHARGE 20%



20% surcharge for powder coating. Any RAL colour.



Painting of elements: box 10%, bottom strip 5%, guides 5%

Attention: The presented colours are for reference only and may slightly differ from the actual colours.

Turn the cover into a gate by adding an inertial brake, bottom strip reinforcement * and a photo-optical strip **

MINI 52
max dimension as gate
300 cm x 300 cm

MINI 55
max dimension as gate
320 cm x 320 cm

* gate in totman mode
** gate in remote mode



MINI 77 EVO

GARAGE ROLLING GATE



TÜV
Verified product
No: 0000089165
certifikat.tuv-nord.pl



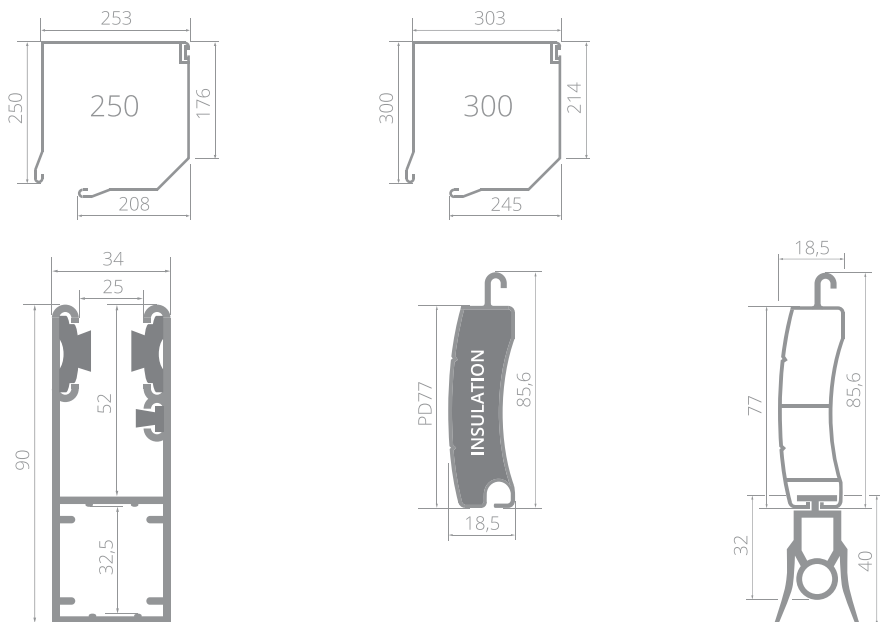
PARAMETERS

Maximum width	350 cm
Minimum width	100 cm
Maximum height	
Aluminium box 25 cm	200 cm
Aluminium box 30 cm	285 cm
Maximum surface area	10,5 m ²
Aluminium box	25 / 30 cm
Aluminium sides	25 / 30 cm
Aluminium overhead	9 cm
Insulated aluminium profile	PD77
EasyLook profile	EasyLook 77
Ventilation profile	WENT 77
Profile height	7,7 cm
Profile thickness	1,8 cm
Curtain weight	3,5 kg/m ²
Drives (available from 100 cm total width)*	POLFEN somfy

* with width below 100 cm is sold as a gate component



DIMENSIONS



COLOUR SCHEME

STANDARD COLOURS



Attention: The presented colours are for reference only and may slightly differ from the actual colours.


Turn the cover into a gate by adding an inertial brake, bottom strip reinforcement * and a photo-optical strip **

MINI 77
max dimension as gate
350 cm x 285 cm

* gate in totman mode
** gate in remote mode



POLFEN  O[®]



**ROLL UP
GRILLES**



MINILOOK 56

ROLL-UP GRILLES



PARAMETERS

Maximum width

Aluminium overhead 6,6 cm 400 cm

Maximum height

Aluminium box 25 cm 400 cm

Travelling steel wall brackets 400 cm

Maximum surface area

Aluminium sides 15 m²

MiniLook profile 20,5 i 25 cm

Profile height 56

Profile thickness 5,6 cm

Curtain weight 1,4 cm

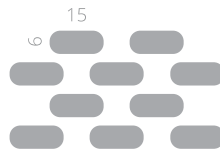

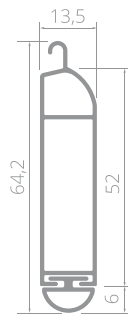
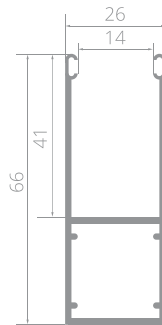
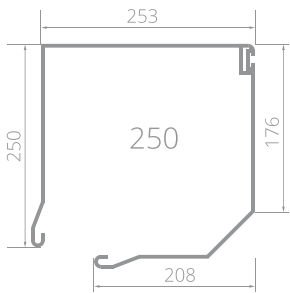
Manual drive (available from 100 cm total width) * 7 kg/m²

Electric drives (available from 100 cm total width) * Lock + spring


* with width below 100 cm is sold as a gate component



DIMENSIONS



Dimensions of the holes



Dimensions of the holes



COLOUR SCHEME

- STANDARD COLOURS
- ANY RAL COLOUR

Attention: The presented colours are for reference only and may slightly differ from the actual colours.



EASYLOOK 84

ROLL-UP GRILLE



PARAMETERS

Maximum width + wall brackets

Aluminium overhead track 9 cm	710 cm
Aluminium overhead track 9 cm + aluminium box	600 cm

Maximum height

Aluminium box 30 cm	320 cm
Aluminium box 30 cm at width doors over 450 cm	300 cm
Aluminium box 36 cm	410 cm
Aluminium box 40 cm	510 cm
Steel wall brackets	600 cm

Maximum surface area

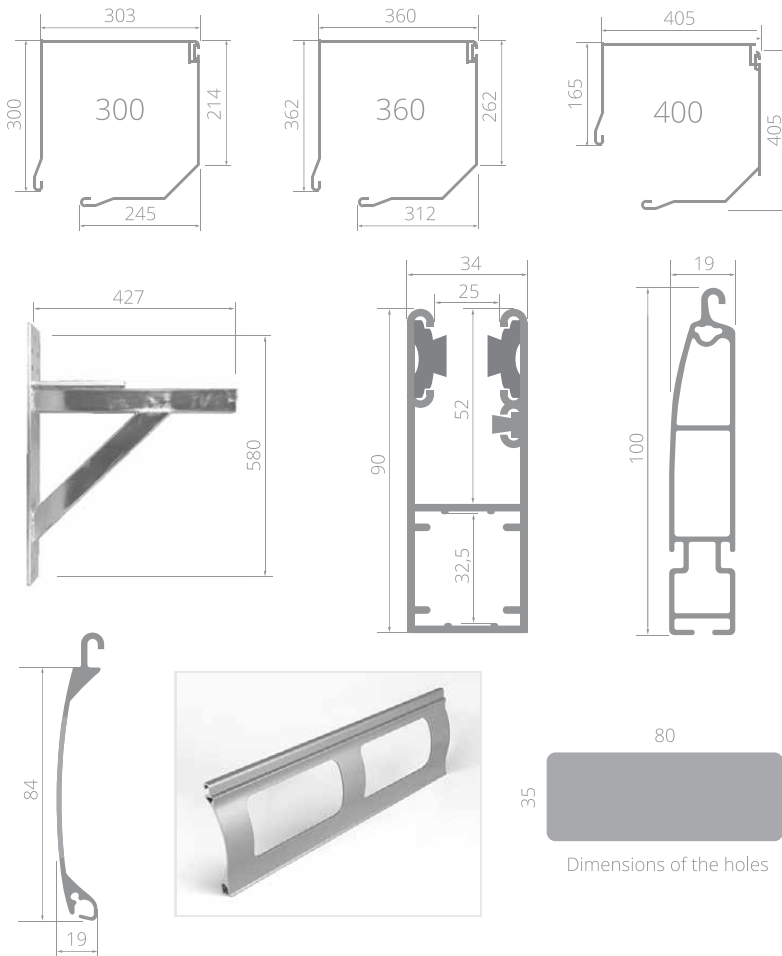
Aluminium sides	30 cm
Steel sides	36 cm i 40 cm
EasyLook profile	EasyLook 84
Profile height	8,4 cm
Profile thickness	1,8 cm
Curtain weight	9 kg/m ²

Drives (available from 100 cm total width)* POLFEN

* with width below 100 cm is sold as a gate component



DIMENSIONS



COLOUR SCHEME

STANDARD COLOURS
 ANY RAL COLOUR

Attention: The presented colours are for reference only and may slightly differ from the actual colours.

POLFENDO CONTROL SYSTEM

POLFENDO ECOLINE
+ 2 4-CHANNEL
REMOTE CONTROL



POLFENDO PROLINE
+ 2 4-CHANNEL
REMOTE CONTROL



ECOLINE/PROLINE 4-CHANNEL
REMOTE CONTROL



PROLINE
PHOTOCELL



SOMFY CONTROL SYSTEM

ROLLIXO OPTIMO RTS
+ 2 REMOTE
CONTROL



WARNING LIGHT
WITH ANTENNA



KEYGO 4 RTS
4-CHANNEL KEY RING
REMOTE CONTROL



DIGIPAD RTS
RADIO CODE KEYPAD



GFA ELETROMATEN CONTROL SYSTEM



TS970
CONTROL PANEL



TS971 CONTROL PANEL
WITH RADIO CONTROL



4-CHANNEL
REMOTE
CONTROL



CONTROL
PENDANT



GEARBOX



SEMAPHORE

ELECTRICAL SWITCHES

KEY TYPE

DIRECTIONAL

FLUSH-
MOUNTED



SURFACE-
MOUNTED



PULSE

FLUSH-
MOUNTED



SURFACE-
MOUNTED



KEY OPERATED

DIRECTIONAL

FLUSH-
MOUNTED



SURFACE-
MOUNTED



PULSE

FLUSH-
MOUNTED



SURFACE-
MOUNTED



INDUSTRIAL
SWITCH
IP 65



DUAL
CONTROLLER
FOR UP TO
2 SWITCHES

ACCESSORIES



INTERIA
SAFETY
BREAK



HANGERS
- LOCKS



AUGER
KIT



VENTILATION
PROFILE



PHOTOCELL



90°
CARDIAN
JOINT



CRANK
HOLE
SECURING
LOCK



EMERGENCY
OPENING



EASYLOOK
PROFILE
WITH
TRANSPARENT
SLAT



OPTICAL
SAFETY
EDGE

AVAILABLE ONLY AT POLFENDO

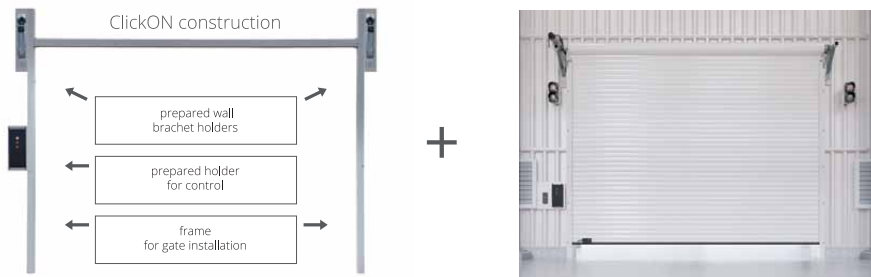
SIMPLE AND QUICK INSTALLATION

clickON

CONSTRUCTION

INSTALL THE DOOR
IN ONE HOUR

Prefabricated door structure with maximum dimensions of 710x600. The click on design of the door allows it to be installed anywhere.



windON

SYSTEM

GATE WIND
PROTECTION

Very often our gates have to work in really harsh, windy conditions, are exposed to strong gusts and drafts in industrial halls. Rest assured! We have a simple and very effective solution for this. We developed the windON system to ensure that all of our gates operate efficiently and uninterrupted, regardless of installation location and atmospheric conditions.



easyON

INSTALLATION

ANY LARGE GATE
CAN BE INSTALLED
BY 2 PERSONS

The easyON kit allows for quick installation of the gate armouring. Styrofoam protection and pull straps make installation a breeze.



KIT



x4 psc



x6 psc



1 hour

SHAFT AND DRIVE HOUSING

OUTDOOR PROTECTION
OF THE MECHANISM

To ensure proper working conditions, shaft housing and side drive are recommended when installing the gate outdoors.



POLFENDO EVO

EVOLUTION OF TECHNOLOGY FOR THE CLIMATE

Meet the new EVO range of roller doors whose reliable technology means peace and security – for you and the planet. Choose Polfendo EVO and instead of predicting the future, start shaping it.

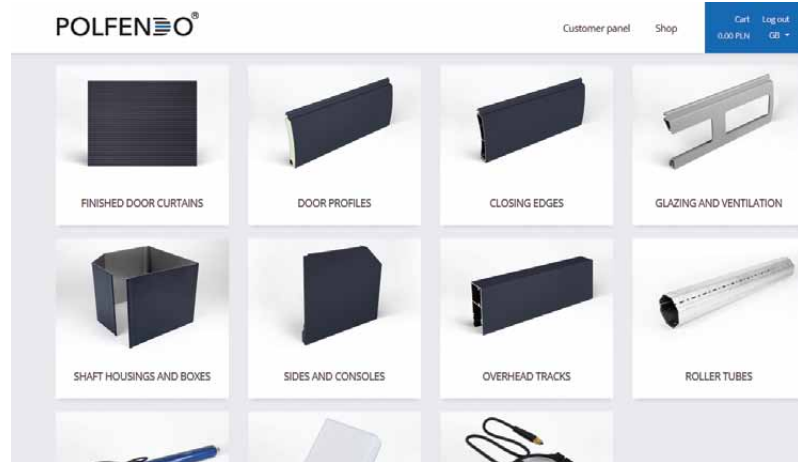


POLFENDO EVO

ONLINE STORE AND CONFIGURATOR

ALL ACCESSORIES AVAILABLE FROM STOCK

Purchase, installation and initial commissioning are done, what matters now is reliability and response time in case of possible failures. At such a time, you can rely on our experience. In the customer panel you will find an online store with all accessories for gates and grilles.



SAFE TRANSPORT

WE PROTECT OUR QUALITY WITH RIGID PACKAGING

Your dream gate has to travel many miles before it arrives and will last for many years. That's why we created unique packaging – a five-layer cardboard box that guarantees full protection in transit. You can sit on it.



UP TO 20 COLOURS AS STANDARD

MORE POSSIBILITIES MEAN MORE INTERESTING DESIGN

The main idea is to make available as many colours as possible for all elements of our rolling gates. We are the only ones to offer the entire gate without surcharges in such colours as black or purple. We offer insulated steel profile 77 painted in any RAL colour.





**GROW YOUR SALES:
POLFENDO.COM/REJESTRACJA**

POLFENDO®

Manufacturer of rolling gates
and rolling grilles



Polfendo Sp. z o.o.
ul. Hutnicza 10
41-409 Mysłowice

Helpline:
+48 601 802 407
info@polfendo.com

NIP: 2220894414

www.polfendo.com

www.polfendoevo.com