



## PARAMETERS

### Maximum width

Aluminium overhead track 9 cm	
+ wall brackets	710 cm*
+ box	600 cm

### Maximum height

Aluminium box 30 cm	300 cm
Aluminium box 30 cm at width doors over 450 cm	260 cm
Aluminium box 36 cm	410 cm
Aluminium box 40 cm	510 cm
Travelling steel wall brackets	600 cm

### Maximum surface area

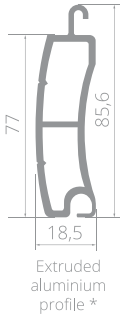
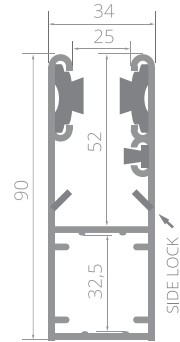

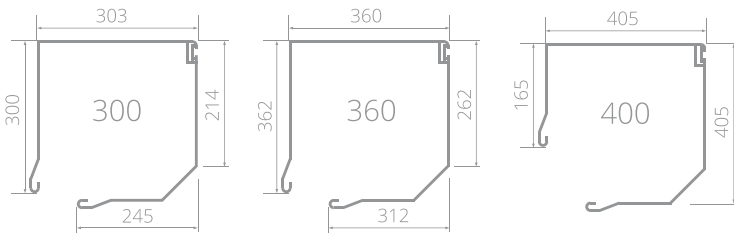
Aluminium sides	40 m <sup>2</sup>
Steel sides	30 cm
Travelling wall brackets	36 / 40 cm
Extruded aluminium profile	58 cm
EasyLook profile	77
Ventilation profile	EasyLook 77
Profile height	WENT 77
Profile thickness	7,7 cm
Curtain weight	1,8 cm
Drives (available from 100 cm total width)*	9 kg/m <sup>2</sup>

POLFEN

\* gate with width below 100 cm is sold as a gate component



## DIMENSIONS



## GfA OPENERS


### GfA ELEKTROMATEN openers

SI 8.20,	80NM,	20 rpm	400V
SI 14.20,	140NM,	20 rpm,	400V
SI 17.15,	170NM,	15 rpm,	400V
SI 25.15,	250NM,	15 rpm,	400V
SI 40.15,	400NM,	15 rpm,	400V
SI 55.15,	550NM,	15 rpm,	400V

### GfA control

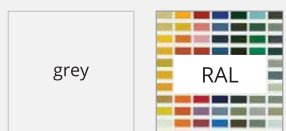
Door controller TS 970

Door controller TS 971 with integrated radio receiver



each roller door is fitted with an electric motor \* and an inertia brake  
\* not included in base price

## COLOUR SCHEME



\* shaft and opener hosting can be made for an extra charge

Attention: The presented colours are for reference only and may slightly differ from the actual colours.